



DQB Entertainment, LLC
DBA Dan Quinn Band
Southlake, TX 76092

Stage Plots, Space Requirements, and Technical Rider

***For Solo Performances by Dan Quinn
DQB Entertainment, LLC***

An important part of the DQB Experience is the layout, look, and feel of the performance area. The following requirements are in place to assure:

- Ample performance space to accommodate equipment, the performer, and movement throughout the performance
- Prevention of damage to performance equipment or venue property
- Protection of guests from harm to self, others, equipment, or venue property
- Aesthetics and concealing of unsightly equipment and cables
- Clear floors that are free of cabling that may cause tripping hazards.

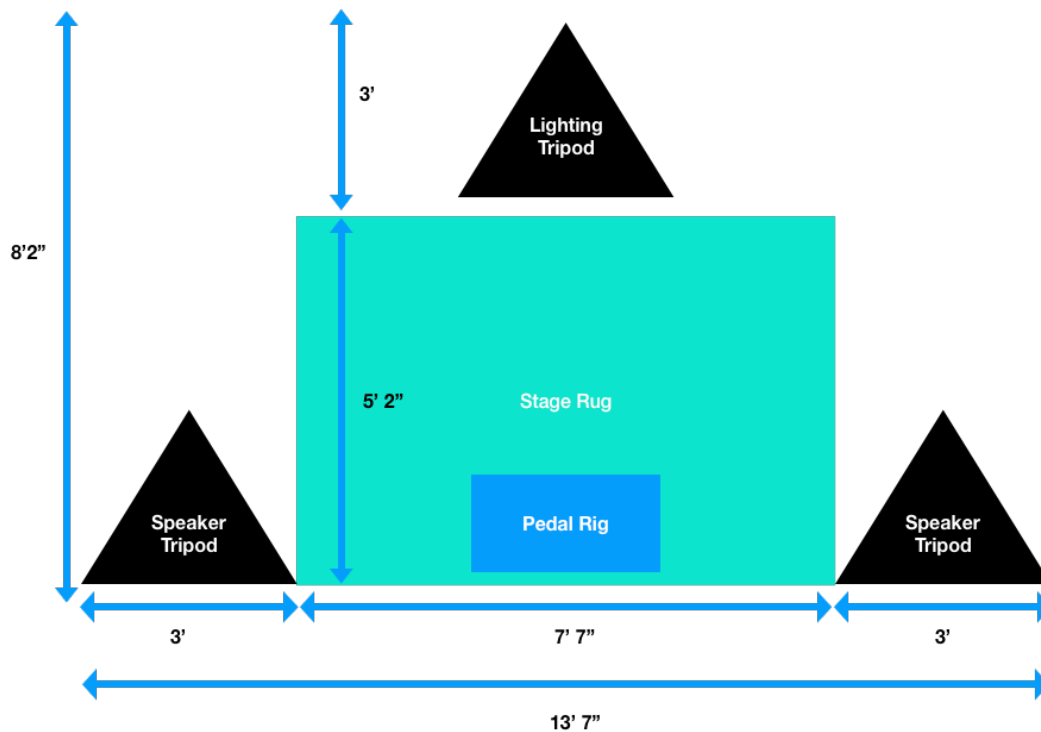
By entering a contract with DQB Entertainment, Clients agree to comply with one of the setup configurations for a designated performance area as described in this document.

CONTENTS:

1. Live Solo Performances (Standard setup for up to 200 people)
2. Live Solo Performances (Lite Setup for Small Events, under 50 people)
3. DJ Performances
4. Combination Live/DJ Performances (up to 200 people)
5. Technical Rider for Venues with Professionally Installed Sound Systems

1. Live Solo Performances (Standard):

Most live solo performances at small-medium private events (up to 200 people) are self-produced (no tech or sound engineer) and will be setup using the following 2-speaker configuration:


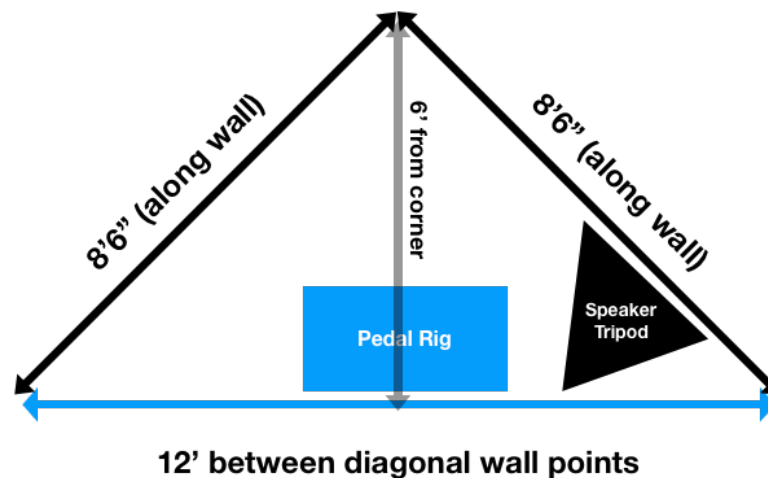


2. Live Solo Performances (Lite Setup for Small Events):

In the case of a smaller event space and smaller crowd (<50 people), the standard Live setup is not necessary or even possible, and a *DQB Lite* setup is more appropriate.

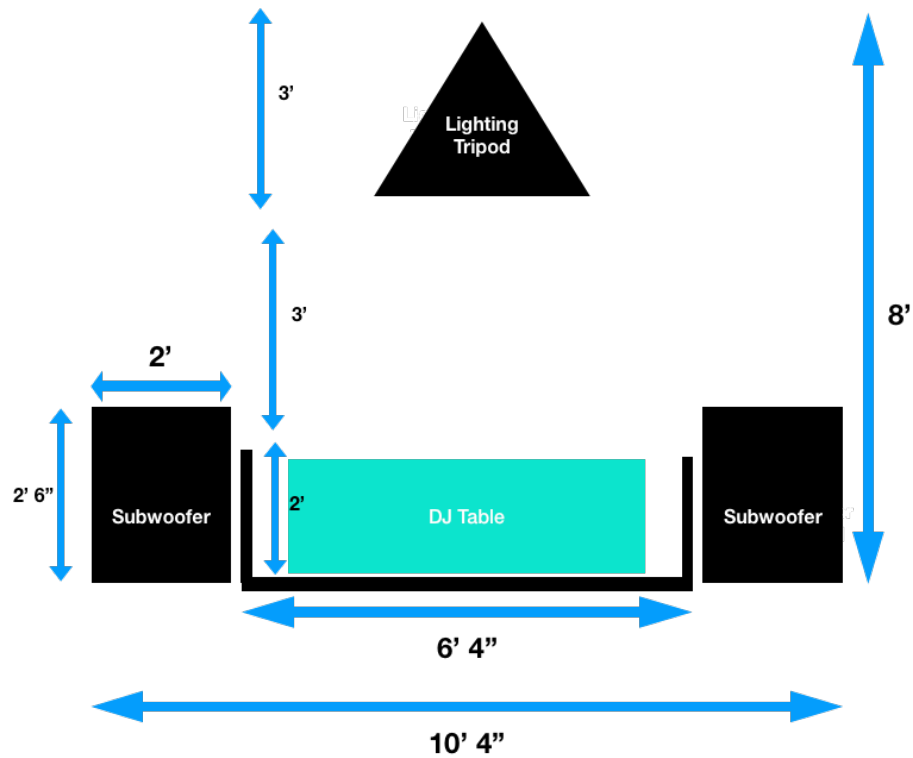
In this case, a single speaker may be used, the tripod may be kept on a smaller base, no lighting is provided, and fewer cables are necessary, therefore removing the standard stage rug.

This setup is common for small events such as private house parties or small wedding ceremonies and is often in the corner of a room as pictured below”



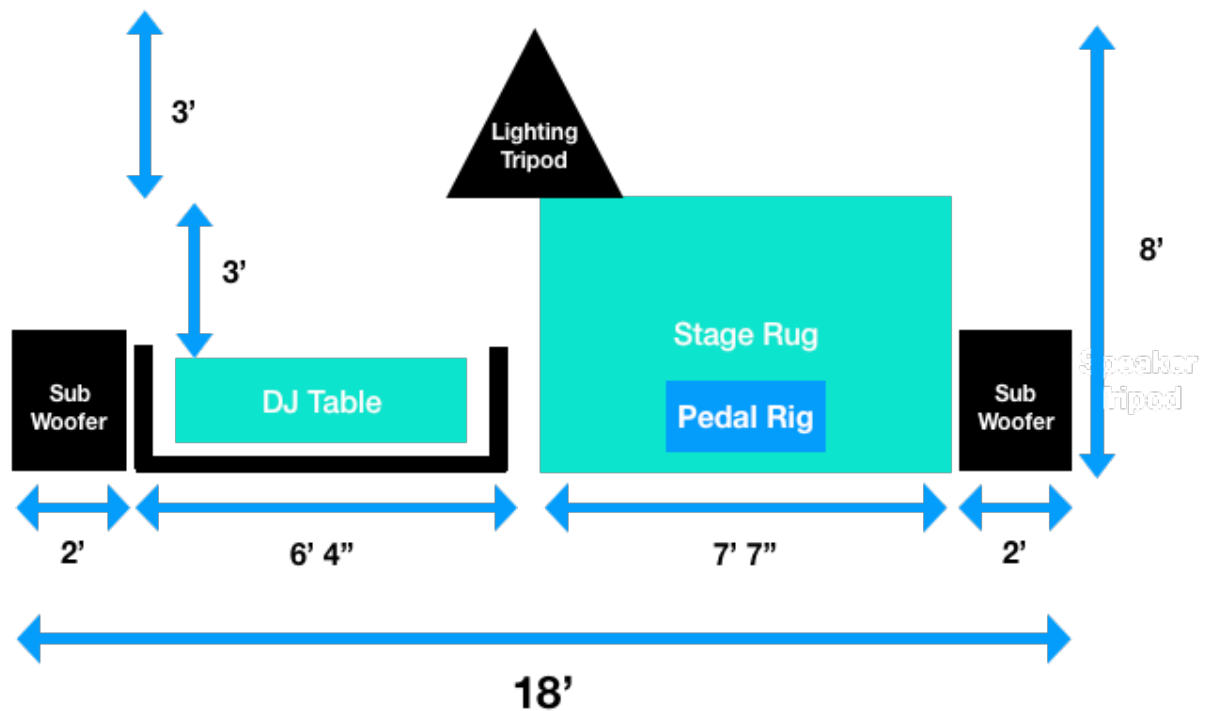
3. DJ Performances (up to 200 people)

In the case of DJ Performances, DQB provides an adjustable table set to a suitable height for the performance, wrapped in a decorative vinyl façade, and flanked by (2) subwoofers and main speakers:



4. Combination Live/DJ Performances (up to 200 people)

This popular configuration works best when Live and DJ performance setups are arranged adjacent to each other, facing the audience. Subwoofers and main speakers are placed on the outside of the setup, allowing for movement between the two performance areas.



5. Technical Rider for Venues with Professional Sound System Installations

When performing in larger venues with professionally installed sound systems and a sound tech or engineer running the front of house, space requirements may be noted above. Channel lists are as follows:

Live Performances:

Live performances use a self-contained IEM system that is built into the DQB rig. In order to reduce stage noise during live looping performances, no stage monitors shall be used.

Front of House Channels are as follows:

- Ch. 1- Live Keyboard Input
- Ch. 2- Live Guitar Input
- Ch. 3- Live Vocal Input
- Ch. 4- Sequenced Drums
- Ch. 5- Guitar Loop
- Ch. 6- Bass Loop
- Ch. 7- Keys Loop
- Ch. 8- Vocals Loop

All outputs have TRS connections. DI Boxes or TRS-XLR connections must be provided.

DJ Performances:

Monitoring shall be provided via 1-2 powered floor wedges that can accept TRS connections directly from a DJ controller.

FOH signal will be (2) XLR lines representing Left and Right stereo channels.

If appropriate for the event, the following microphones may be provided:

- A wireless handheld dynamic mic with an on/off switch
- A wired (XLR) dynamic handheld mic that can be turned on/off with the controller.